


SGF and ETF Budget Condition

End of Fiscal Year 2023

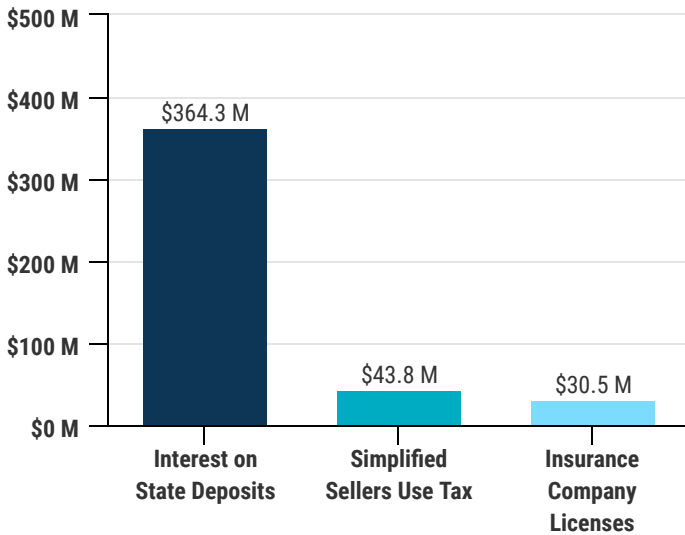


State General Fund

Total Revenue Growth = \$461.8M

16.63%

Increase in FY 2023 over FY 2022

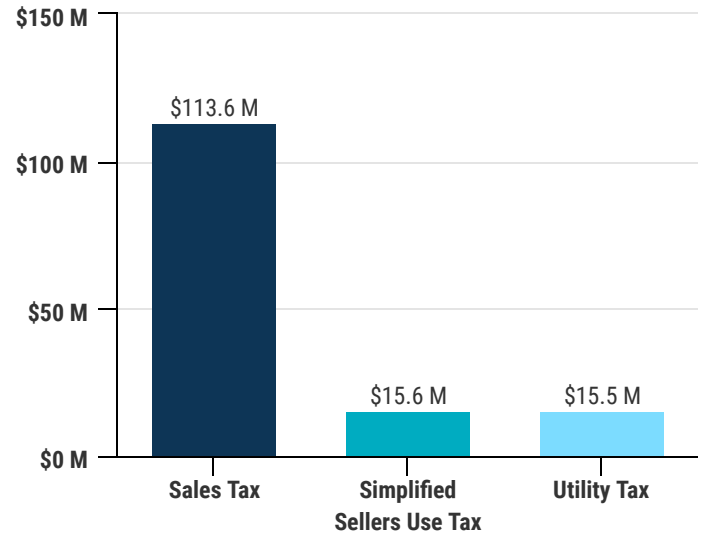


Education Trust Fund

Total Revenue Growth = \$11.4M

0.11%

Increase in FY 2023 over FY 2022



FY 2023 Current Budget Conditions (as of 10/1/23)

	SGF	ETF
Beginning Balance	\$515,845,225	\$2,907,418,790
YTD Receipts	\$3,239,589,643	\$10,430,960,185
Total Available Funds	\$3,755,434,868	\$13,338,378,975
Total Obligations	\$3,261,496,529	\$11,169,809,439
Projected Ending Balance (Before Reversions)	\$493,938,338	\$2,168,569,536